



M-360 Push Button

Product Configuration

PATENTED PRODUCT

Company

Project

Part number

⚠ This file is interactive, Please 'Select' or 'click' when mentioned to guide you through your selection

⚠ To fully use the interactivity of the document Please open it with Adobe Acrobat PDF

(*) Available configuration in a standard lead time

1 MARKET

Mobile / Bus

Railway / Tramway

Other

2 PRODUCT TYPE

2a - M-360/P (Pole mounting)

Ø35mm (*)



Other pole diameter range

With pole diameter adapter

Usually rough poles

Ø30 mm ($\pm 0,15$ mm)

Ø34 mm ($\pm 0,15$ mm)

Usually painted poles

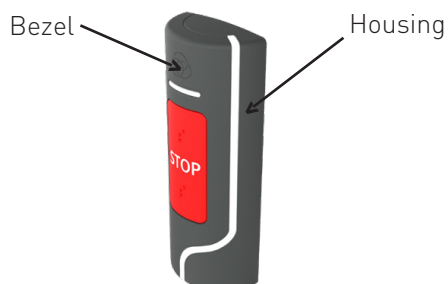
Ø30,5 mm (30,2 to 30,6 mm) (*)

Ø34,5 mm (34,2 to 34,6 mm)



2b - M-360/W (Wall mounting)

Notes: Housing color same as bezel





3 MOUNTING ORIENTATION

Vertical (*)



Horizontal



4 NUMBER OF ACTUATORS (for M-360/P type only)

3 (*)



1



5 BEZEL

5a - Colors



Grey RAL7043 (*)



Blue RAL5017 (*)



Black RAL9017 (*)



Grey RAL7040



White RAL9003




Green RAL6024



Yellow RAL1018

Other color





5

BEZEL

5b - Delivery

Bezel delivered with the button, included in the Button Part Number (*)

Bezel delivered separately with its own Part Number
(caution : the bezel must be installed immediatly after the button installation to protect active parts)

6


ACTUATOR


Existing configuration


	Existing actuators (Click here to view and select)
Reference	
Actuator Color [RAL]	
Orientation	
Symbol marking	
Relief or braille	


Customized configuration


Color


 Red RAL3018


 Blue RAL5017


 Green RAL6024

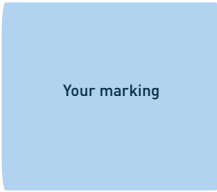

 White RAL9003

Other color


Marking

	Existing markings (Click here to view and select)
Reference	
Description	

Other marking




Your marking

Marking color

White

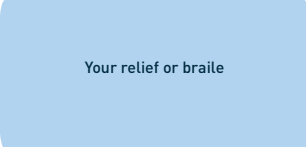
Black

Other color


Relief or Braille

	Existing relief or braille (Click here to view and select)
Reference	
Description	

Other relief or braille



Your relief or braille



7

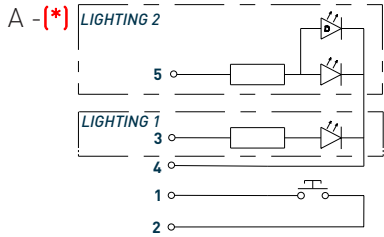
ELECTRICAL FEATURES

7a - Voltage

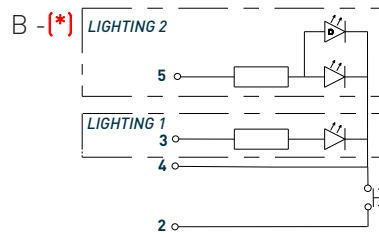
24V (*)

Other voltage

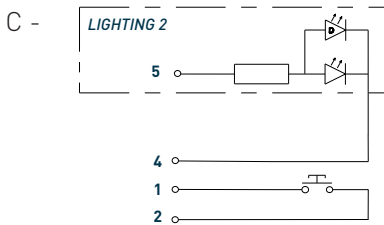
7b - Electrical layout



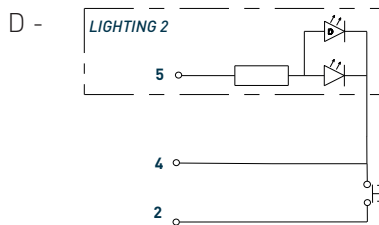
Pin N°	Function
1	Common switch
2	SW-OUT
3	+xxVDC Lighting 1
4	0V
5	+xxVDC Lighting 2



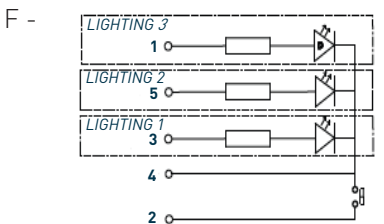
Pin N°	Function
1	Not Used
2	SW-OUT
3	+xxVDC Lighting 1
4	0V
5	+xxVDC Lighting 2



Pin N°	Function
1	Common switch
2	SW-OUT
3	Not used
4	0V
5	+xxVDC Lighting 2



Pin N°	Function
1	Not Used
2	SW-OUT
3	Not Used
4	0V
5	+xxVDC Lighting 2



Pin N°	Function
1	+xxVDC Lighting 3
2	SW-OUT
3	+xxVDC Lighting 1
4	0V
5	+xxVDC Lighting 2

Other schematic

Other schematic

7c - Lighting

LIGHTING 3
(Color blind light area)



For electrical layout F

LIGHTING 2
(Main light area)

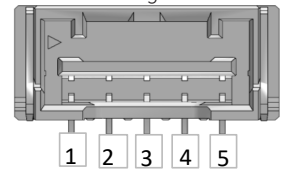


For electrical layout A, B, C and D

LIGHTING 2
(Main light area + Color blind light area)

LIGHTING 1
(Main light area)

PCB CONNECTOR PINOUT
Ref: MOLEX 502443-0570
Mating view



	None	White(*)	Red (*)	Green(*)	Blue	Amber	Other color
Lighting 1							
Lighting 2							
Lighting 3							



8

PACKAGING

Standard packaging by 10 products

Unitary packaging

9

WIRING HARNESS (ECER118 cable)

Notes: Cable ordered separately from the button

9a - Lenght

2 m (*)

2,5 m

3 m (*)

Other lenght

9b - Connector type on customer side

Without connector (*)

Lear - 14476.562.699
(6 pins)

Tyco - 925 505-1
(4 pins)

Other connector

10

OTHER REQUEST / COMMENT

 SAVE

471 Route de la Cuisinière - F-38 490 CHIMILIN - FRANCE
Ph. : +33 (0)4 76 32 07 33 - Fax : +33 (0)4 76 32 54 11
www.mafelec.com - contact@mafelec.fr

Because of the constant evolution in standards and materials, the texts and images of this document do not constitute a contractual agreement.

A

EXISTING ACTUATOR CONFIGURATIONS

Reference	YSN2781A203T903	YSN2781A201T901[*]	YSN2781A504T906	YSN2781A601T904	YSN2781A601T905	YSN2781A201T907
Actuator Color (RAL)	Red RAL3018	Red RAL3018	Green RAL6024	Blue RAL5017	Blue RAL5017	Red RAL3018
Orientation	Horizontal	Vertical	Vertical	Vertical	Vertical	Vertical
Symbol marking	Stop RAL9003	Stop RAL9003	Arrows opening RAL9003	Wheelchair RAL9003	Pram RAL9003	Stop + Door opening RAL9003
Relief or braille	1 Braille S	2 Braille S	Arrows opening	2 Braille S	2 Braille S	2 Braille S

Reference	YSN2781A6RRT908	YSN2781A2RRTRRR	YSN2781A2RRTRRR	YSN2781A204T906	YSN2781A601T909	YSN2781A603T910
Actuator Color (RAL)	Blue RAL5017	Red RAL3018	Red RAL3018	Red RAL3018	Blue RAL5017	Blue RAL5017
Orientation	Vertical	Vertical	Horizontal	Vertical	Vertical	Horizontal
Symbol marking	Door opening RAL9003	None	None	Arrows opening RAL9003	Senior RAL9003	Wheelchair + Pram RAL9003
Relief or braille	None	None	None	Arrows opening	2 Braille S	1 Braille S

B

CUSTOMISED ACTUATOR CONFIGURATIONS

B1 - Existing symbol marking

Reference	M360-SYMNONE	M360-SYM01	M360-SYM02	M360-SYM03	M360-SYM04	M360-SYM05
Description	NONE	Opening arrows	Stop	Wheelchair	STOP + Door opening	Pram

Reference	M360-SYM06	M360-SYM07	M360-SYM08
Description	Door opening	Senior	Wheelchair + Pram

B2 - Existing Relief or Braille

Reference	M360-RBNONE	M360-RB01	M360-RB02	M360-RB03
Description	NONE	Braille Stop	Braille Stop	Opening arrows